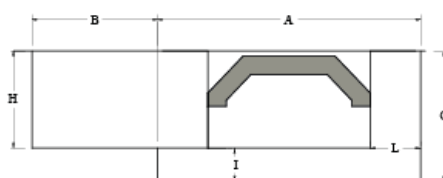
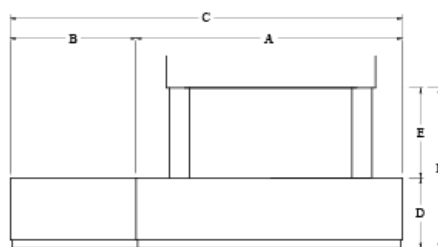




# DECO'

Disponibile di serie per i seguenti focolari: M 100 TGH J2L - QR 100 F2L

In foto basamento inferiore, panca e spallette realizzate in Ceramica Perla.



	A	B	C	D	E	F	G	H	I	L
M100TGH J2L	120	75	232	42	54	96	78	58	20	30
QR100 F2L	162	75	237	42	54	94	85	65	20	30

DISPONIBILE DI SERIE NEI SEGUENTI MATERIALI

## CERAMICA



Calacatta Oro



Metallo Corten




Materia Land



Cemento Avorio



Metallo Oxide



Materia Salt



Cemento Grigio



Metallo Perla



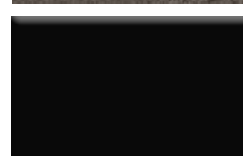
Materia Stone




Cemento Nero



Nero Atene




Nero Opaco



Emperador



Nero Gold



Bianco Opaco



Grafite



Ossido Moro


## PIETRA NATURALE



Ardesia a spacco



Wengè satinato



Maljat lucido